

# 2024 MINNESOTA ENERGY FACTSHEET

Tracking MN's clean energy trends



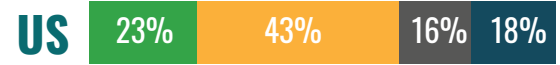
## ZERO-CARBON POWER

Minnesota Zero-carbon power **54%**

National Zero-carbon power **41%**



## POWER SOURCES



■ Renewable Energy 
 ■ Nuclear 
 ■ Natural Gas 
 ■ Coal

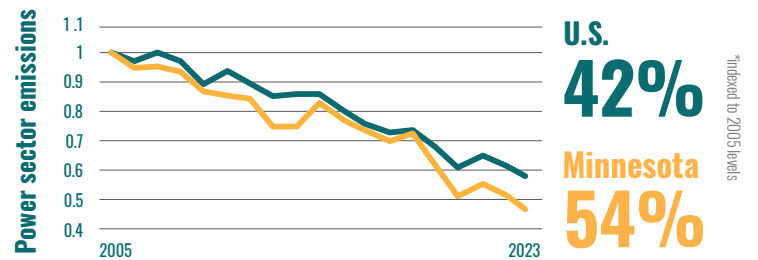


## ELECTRIC VEHICLES

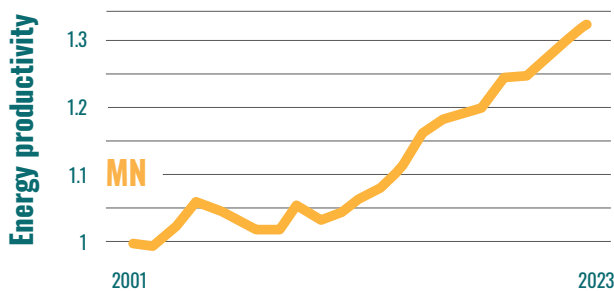
In 2023, electric vehicle registrations jumped over **50%** from 2022.



## EMISSIONS REDUCTIONS



## ENERGY PRODUCTIVITY



**33%** MN's energy productivity increased 33% since 2001.

Power sector emissions in Minnesota have fallen **10%** in the last year.\*

## HYDROGEN

Spurred by IRA incentives, electrolyzer shipments rose dramatically in 2023.

